

# FERTILISER SPREADERS **SPICA, TAURI AND POLARIS**

 **LEMKEN** THE  
AGROVISION  
COMPANY



## CONTENTS

### Technology

Filling, calibration, drainage	4
Application rate & working width	6
Fertiway	8
Spreading pattern	10

### Fertiliser spreaders

#### **Spica** 12

Highlights	14
Technology	16
Accessories	18

#### **Tauri** 20

Highlights	22
Technology	24-30
Accessories	32

#### **Polaris** 34

Highlights	36
Technology	38-42
Accessories	44


#### **iQblue** 46

Apps	48
Terminals	50
Polaris	
Assistance systems	52-54

#### **Model comparison** 56

#### **Service** 58





Fertilisation accounts for about a third of the operating costs in arable farming. That's why the technology used is all the more important to minimise losses and increase both efficacy and precision. The **six fertiliser spreader models** in three performance classes make your work easier and support you in reaching your goals. Experience the **Spica, Tauri** and **Polaris** – fertilising precision in LEMKEN blue.



# BECAUSE IT'S EASY



## Filling made easy

Whether straight from a big bag or a front loader bucket – with a tank width of over 2.20 metres, filling is as straightforward as it gets. Never lose even a single grain or granule again.





## **Drainage – down to the very last granule**

The inclined gate combined with the easily installed feeder chute ensure that the tank drains completely and can be cleaned effortlessly. So that your spreader will give you lasting joy.



## **Calibration testing in no time**

The feeder chute required for calibration is quick and easy to install without any need for tools. The bucket also needed for calibration testing can simply be attached to the chute. Everything is therefore at hand for convenient calibration.

# A QUESTION OF PROPER ADJUSTS

## APPLICATION RATE

### Manual adjustment

In the **Spica 8** and **Tauri 8** models, operators set the application rate manually on the spreader. A clear scale allows the gate to be adjusted with great precision down to the kilo.



### Speed-dependent adjustment

In the **Tauri 12**, **Polaris 14** and **Polaris 16**, a weighing cell automatically adjusts the gate openings depending on speed to ensure that there is neither over-fertilisation nor under-fertilisation in any section. This guarantees reliably even application. Thanks to Variable Rate Control (VRC), section-specific management based on application maps is also possible.





## WORKING WIDTH

### Manual adjustment

In the **Spica 8** to **Tauri 12** models, error-free, precise manual adjustment is supported by a clear, easy-to-read scale on the spreader.



### Electronic adjustment

The working width of the **Polaris** models is adjusted from the terminal via the settings menu. The adjustment causes the feeder to be swivelled electronically and the fertiliser drop point to be adapted to the set working width.



# FERTIWAY

## WORKING WIDTH CONTROL THAT SETS NEW BENCHMARKS.

The sophisticated **FERTIWAY** system regulates the working width by changing the fertiliser drop point. This technology has two major advantages: First, fertiliser granules remain intact without breakage. Second, granule abrasion is prevented.

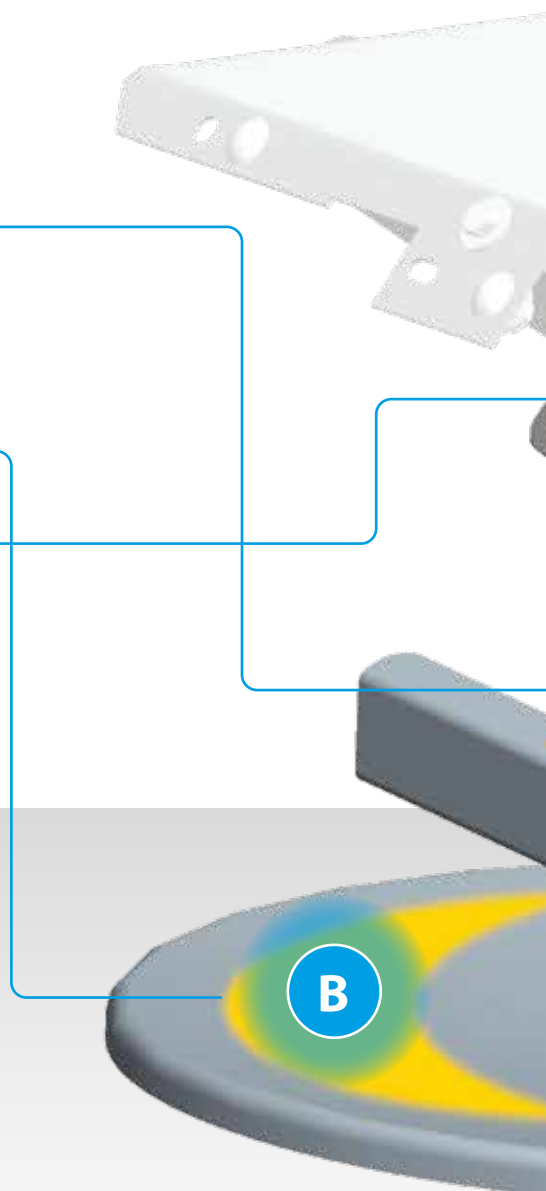
### A **Infinitely variable feeder**

The inclined feeder supplies fertiliser precisely and directly to the spreader disc. The resulting “chute effect” slightly accelerates the fertiliser material.

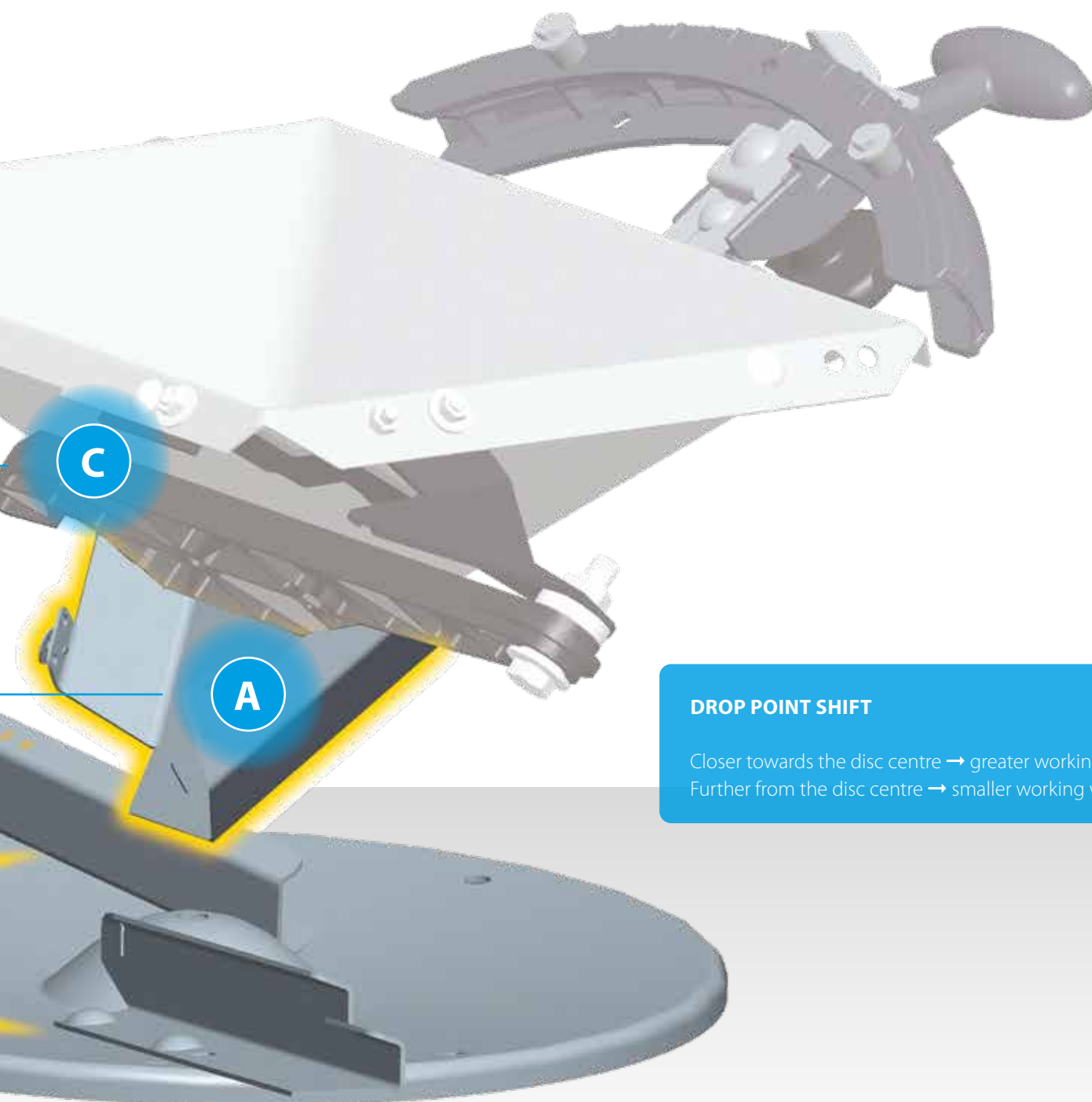
### B **Drop point**

### C **The inclined gate**

can be opened and closed instantaneously and ensures complete drainage, regardless of the weight still in the tank.







#### DROP POINT SHIFT

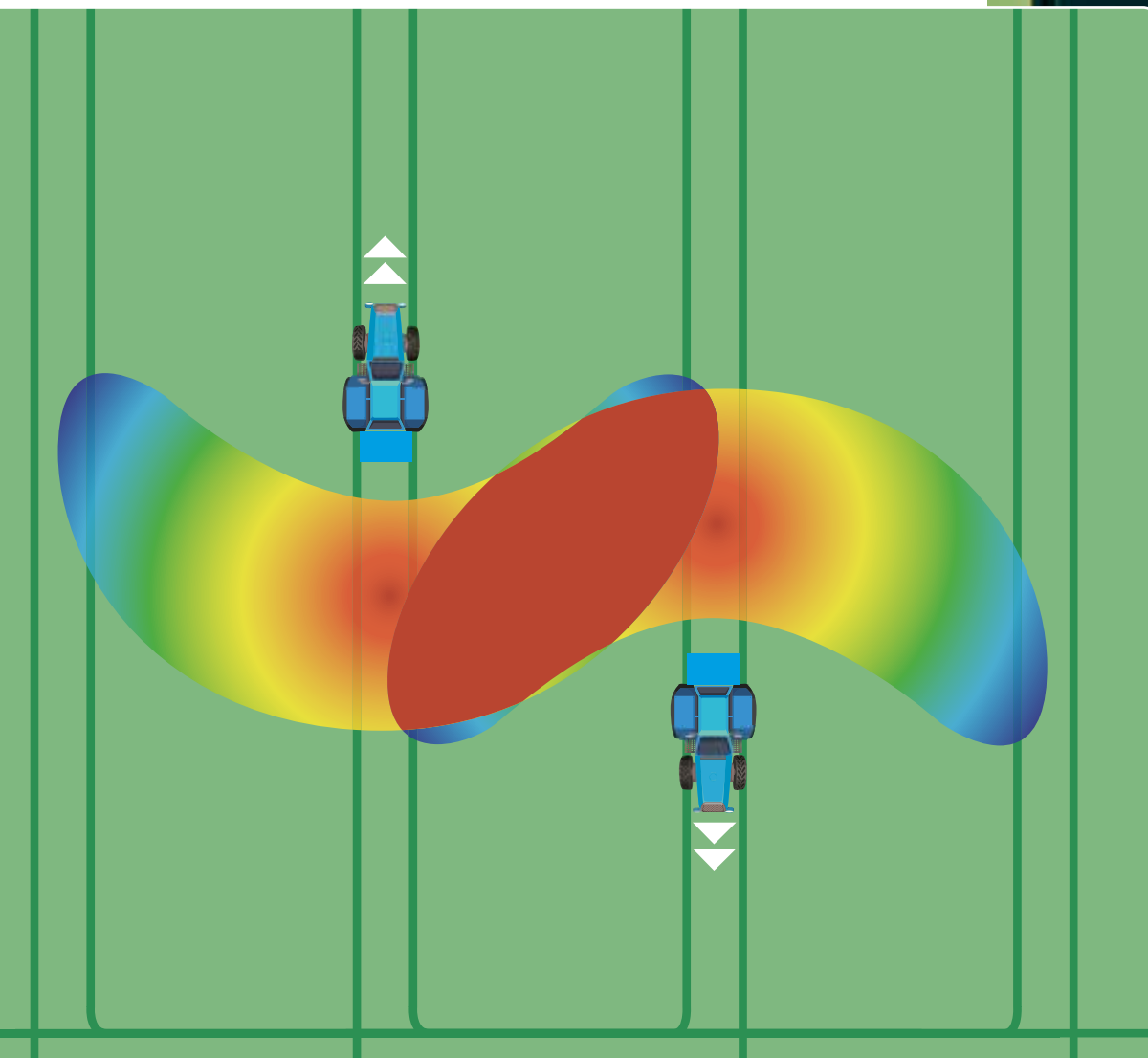
Closer towards the disc centre → greater working width  
Further from the disc centre → smaller working width

# SPREADING PATTERN PERFECT DISTRIBUTION

## Overlap

LEMKEN fertiliser spreaders incorporate state-of-the-art technology to ensure up to fourfold overlap between fertiliser layers between one pass and the next. This overlap produces a highly homogeneous spreading pattern.

Thanks to sophisticated spreading technology, fertiliser is reliably and optimally distributed even with very large working widths of up to 50 metres.







### Crescent-shaped spreading pattern

Centrifugal spreaders always produce a crescent-shaped spreading pattern, never a straight one. The **ECONOV** (shown, with 12 width sections) and **W-Control** (6 width sections) section control systems are able to map actual spreading patterns accurately in a crescent shape and to activate and deactivate sections accordingly along headland borders.

# SPICA 8

## SMALL YET POWERFUL







Loss-free filling, reliable adjustments and precise application – the **Spica** embodies a focus on the essential. After all, that's sometimes all you need to achieve your desired goals.

# BRILLIANT DOWN TO THE SMALLEST DETAIL

## Robust dip-coating

for a long spreader service life without rust



## Angle adjustment and display

for precise late top dressing



## Easily readable scale

for accurate rate adjustment down to the kilo

## Working width

up to 24 metres



**Tank volume**

from 900 to 2,100 litres




**Gentle, oscillating agitator**

for an even granular flow


**Two funnel outlets**

and the inclined gate ensure an even flow of fertiliser, even on slopes or when fill levels are low



**Mobile feeder chute**

for comfortable calibration testing and easy drainage



**ECOBORD stainless steel spreader vane**

for spreading along field borders. Thanks to this border spreader system, you not only comply with EU directives, but also protect the environment.

# THE SPICA 8 SPEED IN THE FIELD

With tank volumes from 900 to 2,100 litres and up to 24 metres spreading range, the **Spica** is ideal for smaller farming businesses. This implement was designed for making the handling of your fertiliser spreader as easy as possible. This goal was achieved through and through! Mounting, filling, adjusting – it only takes a few steps before you're all set to work in your fields.

The operator controls the spreader remotely from the cab via intuitively assigned buttons. With various optional equipment from a wide range of accessories, the **Spica** leaves nothing to be desired in terms of operator comfort.





# BORDER SPREADING WITH EASE AND COMFORT



In the **Spica 8, ECOBORD** spreader vanes are used to ensure that no fertiliser is applied beyond the field borders. These vanes are quick and easy to attach to the spreader discs without any special tools.

Border spreader system  
according to **EN-13 739-1**

Your fertiliser spreader can optionally be equipped with the **TRIBORD 2D** electrical border spreading system, which allows you to switch between the full working width and border spreading from the comfort of the operator cab.



# EVEN GREATER FUNCTIONALITY WITH GENUINE ACCESSORIES

**Perfectly fitting tank lid**  
to keep your fertiliser reliably dry.

The **Tauri** tarpaulin (shown here)  
is identical with the optional  
**Spica** tarpaulin.







**Calibration test kit**  
comprising a collection tray  
and spreading table.



**Application rate reduction**  
to allow small volumes between three and  
60 kilograms to be applied.



**Stands**  
for easy mounting and dismounting  
without any need for pallets.

## SPICA 8 TECHNICAL SPECIFICATIONS

Working width	9 – 18 m		12 – 24 m		
	Max. tank volume	900 l	1,500 l	900 l	1,500 l
Overall width	2.36 m		2.36 m		
Filling dimensions	1.23 × 2.21 m		1.23 × 2.21 m		
Filling height	0.87 m		0.87 m	1.05 m	1.25 m
Weight (approx.)	300 kg		300 kg	345 kg	385 kg
Load capacity	1,500 kg		2,100 kg		

# TAURI

## READY FOR ANYTHING







The Tauri models offer not only larger tank volumes and greater spreading widths, but also more comfort, especially with the **Tauri 12** model. With its wide range of features, the Tauri is the perfect match for mixed and livestock farming businesses.

# OPTIMAL EQUIPMENT



**ISOBUS preparation**  
for easy connection of an  
**ISOBUS** terminal to the **Tauri 12**

**Robust dip-coating**  
for a long spreader service life without rust

**Tank volumes**  
between 1,500 and 3,000 litres



**Angle adjustment  
and display**  
for precise late top  
dressing



**Tribord 2D  
border spreader**  
for switching between the  
full working width and  
border spreading

**Easily readable scale**  
for accurate rate adjustment down to  
the kilo





**Weighing unit (with the Tauri 12)**

for even more precise application




**Gentle, oscillating agitator**

for an even granular flow



**Extra-wide extensions**

for easy filling



**Two funnel outlets**

and the inclined gate ensure an even flow of fertiliser, even on slopes or when fill levels are low

**ECOBORD stainless steel spreader vane**

for spreading along field borders

**Spreading range**

up to 36 metres

**Mobile feeder chute**

for comfortable calibration testing and easy drainage

# BORDER SPREADING WITH EASE AND COMFORT

In the Tauri, **ECOBORD** spreader vanes are used along borders to ensure that no fertiliser is applied beyond the field borders. These form part of the standard equipment in both the **Tauri 8** and **Tauri 12**. The spreader vanes are quick

and easy to attach to the spreader discs without any special tools.

Your fertiliser spreader can optionally be equipped with the **TRIBORD 2D** electrical border spreader system on the

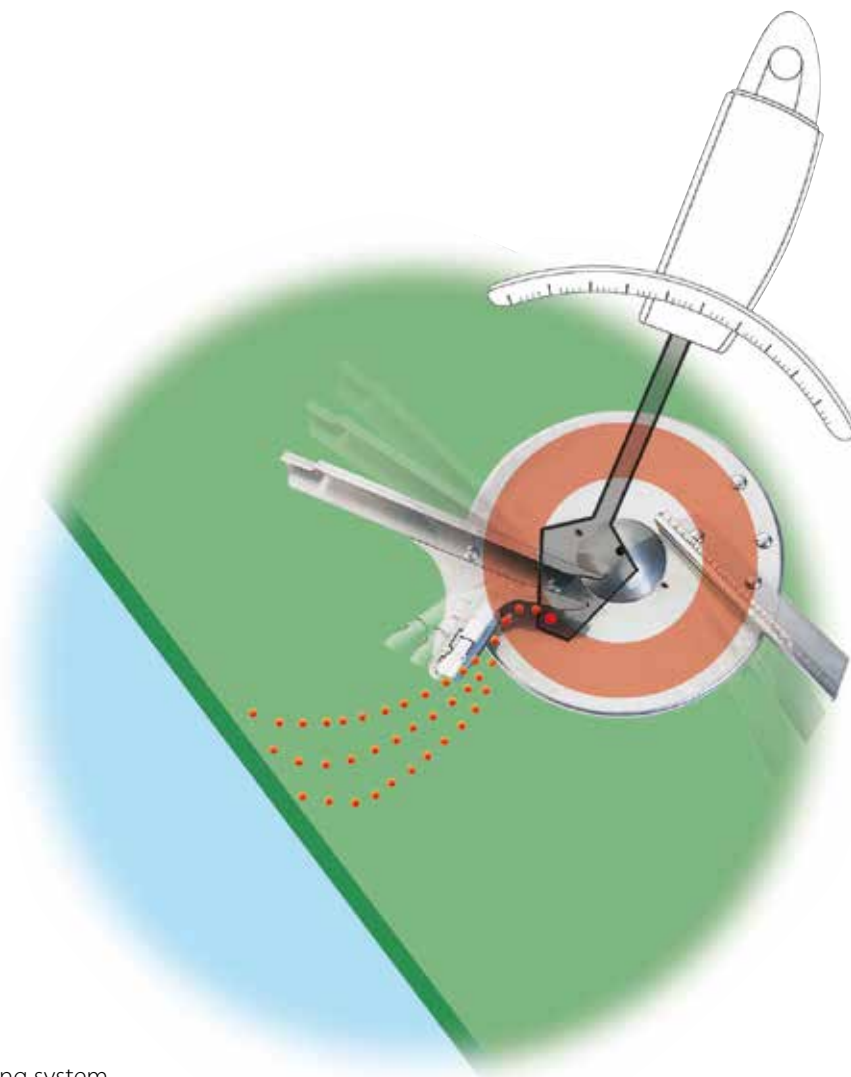
right-hand side, which allows you to switch between the full working width and border spreading from the comfort of the operator cab.





# TRIBORD 2D


## BORDER SPREADER SYSTEM




### Spreading modes

The **TRIBORD 2D** border spreading system features two spreading modes: "full working width" and "border spreading". The switch between full working width and border spreading is made easily from the comfort of the operator's cab. When switching from "full working width" to "border spreading", the feeder is swivelled to adjust the fertiliser drop point on the spreader disc so that fertiliser is ejected from a special border spreading vane to shorten the spreading distance as required. This diversion is particularly gentle to fertiliser granules and effectively prevents granule breakage. The length of the border spreader vane can additionally be adjusted to allow for both border and edge spreading.

Border spreader system according to **EN-13 739-1**



**Full working width**



**Border spreading**

100% of fertiliser is supplied to the special border spreading vane.

# THE TAURI 8

## GREATER EFFICACY

The **Tauri 8** impresses with a large load volume of up to 3,000 litres. Extensions with a width of over 2.48 metres make filling the tank with granules a breeze, as no fertiliser is lost even when

working with a wide front loader bucket. This implement delivers higher fertilising efficacy through large spreading distances of up to 36 metres in addition to a greater tank capacity.





# INTUITIVE OPERATION

The clearly designed remote control of the **Tauri 8** facilitates opening and closing the gates and switching the optional **Tribord 2D** border spreader system between full working width and border spreading mode.





# THE TAURI 12

## SIMPLE PRECISION

With features including a weighing system, width section control and ISOBUS control, the **Tauri 12** ensures highly precise fertiliser application and makes operating this spreader extremely comfortable.





# WEIGHING SYSTEM

## PRECISE DOSING



### Automatic weighing

Continuous, automatic weighing during application ensures that fertiliser is applied consistently and evenly, even if granular flow properties change.



### Fertiliser savings of up to 10%

Often, farmers notice too late that they applied fertiliser at an incorrect rate, but the sophisticated weighing system in this implement makes such errors a thing of the past. The system prevents up to 10% of application losses which can occur due to imprecise application technology.



### Consistent application even on slopes

The spreader features an inclination sensor as standard to ensure that even, consistent application rates are maintained even when driving along slopes. The sensor automatically adjusts for measurement errors resulting from uneven weight shifts during work.

### How does the weighing system work?

The weighing sensor measures the reduction in weight as fertiliser is drained from the tank. At the same time, an inclination sensor corrects the weighing result to ensure precise operation even when working on slopes. The job computer aggregates the weight reduction with the distance travelled and the set working width so that the application rate can be calculated precisely. The current tank fill level is displayed directly in the cab to ensure you have all the information you need at a glance.

# GPS-CONTROLLED WIDTH SECTION CONTROL



## All good things come in sixes

In the **Tauri 12**, width sections are implemented automatically by adjusting the application rate across three stages. As a result, there are six width sections available, which can be closed from the outside towards the centre and opened from the centre towards the outside.



# EASE OF OPERATION

## Optimal preparation

Whether you use one of the LEMKEN **CCI** terminals or any other **ISOBUS** terminal of your choice – **ISOBUS** preparation comes as standard. You can therefore simply connect your terminal and start driving.



# EVEN GREATER FUNCTIONALITY WITH GENUINE ACCESSORIES

**Perfectly fitting tank lid**  
to keep your fertiliser reliably dry.




**Calibration test kit**  
comprising a collection tray  
and spreading table.



**Application rate reduction**  
to allow small volumes between three and  
60 kilograms to be applied.







**Stands** for easy mounting and dismounting without any need for pallets.

**Separation plates** for crystalline fertiliser and grass seeds. These prevent compaction of material for spreading and ensure seamless application.



## TECHNICAL SPECIFICATIONS TAURI 8

Working width	12 – 36 m			
Max. tank volume	1,500 l	2,150 l	2,350 l	3,000 l
Overall width	2.48 m		2.98 m	
Filling dimensions	1.23 × 2.40 m		1.23 × 2.80 m	
Filling height	1.06 m	1.27 m	1.29 m	1.49 m
Weight (approx.)	305 kg	350 kg	355 kg	400 kg
Load capacity	3,000 kg			

## TECHNICAL SPECIFICATIONS TAURI 12

Working width	12 – 36 m			
Max. tank volume	1,500 l	2,150 l	2,350 l	3,000 l
Overall width	2.48 m		2.98 m	
Filling dimensions	1.23 × 2.40 m		1.23 × 2.80 m	
Filling height	1.06 m	1.27 m	1.29 m	1.49 m
Weight (approx.)	405 kg	450 kg	455 kg	500 kg
Load capacity	3,000 kg			

# POLARIS

## OUTSTANDING PRECISION







Larger, wider, more precise – with the **Polaris**, spreading precision is more than just words, and that's with working widths of up to 50 metres. Sophisticated technology such as the **EPSILON** spreader vane system, the GPS-based **ECONOV** section control and the **SpeedControl** automatic, forward speed-dependent application rate control are in a league of their own.

# POLARIS DOES MORE



**ISOBUS preparation**  
for straightforward connection of  
popular **ISOBUS** terminals



**Weighing unit**  
for even more precise application



**Angle adjustment and display**  
for precise late top dressing



**Gentle, oscillating agitator**  
for an even granular flow. Even with a full tank, this  
system ensures that granules are not compacted.





**ECONOV**

the GPS-based automatic section control system with 12 true width sections



**SpeedControl**

the automatic, forward speed-dependent application rate control (only in the **Polaris 14 SpeedControl** and **Polaris 16 SpeedControl**)

**Tank volumes**

between 1,900 and 3,000 litres or 2,400 and 4,000 litres (depending on the base tank size)

**Two funnel outlets**

and the inclined gate ensure an even flow of fertiliser, even on slopes or when fill levels are low



**EPSILON spreader vanes**

for guaranteed spreading precision at large working widths



**Spreading range**  
up to 50 metres

**Mobile feeder chute**  
for comfortable calibration testing and easy drainage

# EPSILON SPREADER VANES

Where spreading precision is more than just a words.

The **EPSILON** system was developed to ensure that an even distribution is consistently maintained across very large working widths. The special spreader vane shape delivers an even spreading

pattern, even when working across widths of up to 50 metres.

The double spreader vanes, which are arranged in an epsilon shape, allow two

fertiliser streams to be applied one above the other. The resulting four fertiliser streams per spreader disc produce overlap and thus even distribution.

## HIGHLIGHTS:

- Developed for large working widths up to 50 metres
- Optimal transverse distribution
- Tolerant to side wind, adjustment and operating errors







# ASSISTANCE SYSTEMS

“As much as necessary and as little as possible” – that’s good – or even best – fertilising practice. And smart assistance systems make this easy to implement. You drive, and the spreader does the rest. Two examples: The Polaris features a weighing system as standard, which ensures greater application precision. The Polaris standard equipment also includes the **TRIBORD 3D** border spreader

system, which allows you to finely control fertiliser application along borders from the comfort of the operator’s cab. **ECONOV** width section control, which is part of the standard equipment in the Polaris, automatically adjusts both application rates and spreading range based on GPS data. For an even more uniform spreading pattern, the **Polaris 14 SpeedControl** and **Polaris 16**

**SpeedControl** additionally feature **SpeedControl** automatic application rate control, which directly measures the influence of the machine’s forward speed on the spread pattern and automatically adjusts the application rate. As a result, farming 4.0 is no longer a mere promise, but becomes solid reality in your fields.





# WEIGHING SYSTEM



## **Saves time and fertiliser**

The robust weighing frame with integrated pin combines maximum reliability with superior precision.

## **Automatic weighing**

No more endless calibration testing. Continuous, automatic weighing during application ensures that fertiliser is applied consistently and evenly, even if granular flow properties change.

## **Fertiliser savings of up to 10%**

Often, farmers notice too late that they applied fertiliser at an incorrect rate, and imprecise application technology can often cause spreading losses of up to 10%. This is where a sophisticated weighing system comes in.

## **Consistent application even on slopes**

The integrated inclination sensor automatically adjusts for measurement errors resulting from uneven weight shifts when working on slopes.

## **How does the weighing system work?**

The weighing sensor measures the reduction in weight as fertiliser is drained from the tank. At the same time, an inclination sensor corrects the weighing result to ensure precise operation even when working on slopes. The job computer aggregates this parameter with the distance travelled and the set working width so that the application rate can be calculated precisely. The current tank fill level is displayed directly in the cab to ensure you have all the information you need at a glance.



# TRIBORD 3D

## BORDER SPREADER SYSTEM

### **Precisely to the border**

Whether along waterways, paths or adjacent crops – the **TRIBORD 3D** border spreader allows you to apply granular fertiliser with superior control. Your Polaris is optionally also available with a border spreader system on the left side, allowing you to complete the first

lap around the field in any direction while spreading precisely even with difficult field contours.

### **Spreading modes**


Three different spreading modes can be set from the comfort of the tractor cab. Depending on the selected mode, the

special border spreader vane is supplied with more or less fertiliser via an electric actuating cylinder, and the working width is adjusted accordingly.

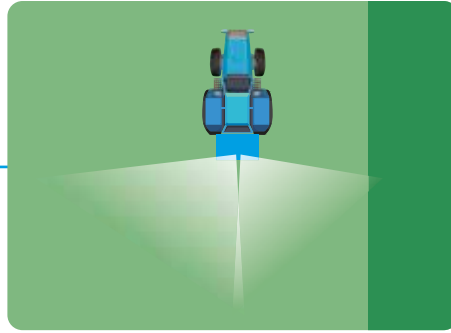
Border spreader system  
according to **EN-13 739-1**





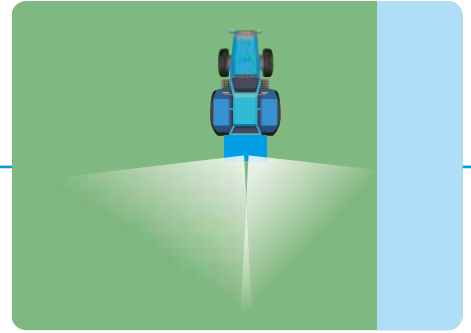


### Full working width



### Yield-oriented border spreading

The system spreads yield-optimised amounts of fertiliser right up to the field border and a little beyond. Use: along field borders to adjacent crops



### Environmental border spreading

100% of fertiliser is supplied to the special border spreading vane. Use: along field borders to waterways or paths.



# EVEN GREATER FUNCTIONALITY WITH GENUINE ACCESSORIES




**Hydraulic drive**  
for constant disc speeds even on slopes



**Roller tarp**  
available in a mechanical or hydraulic version



**Calibration test kit**  
comprising a collection tray and  
spreading table.



**Stands**  
for easy mounting and dismounting without  
any need for pallets.



**Hydraulically lowerable border deflector**

for spreading across half working widths and from field borders towards the field.



**Folding step**

for comfortable tank inspection



TECHNICAL SPECIFICATIONS **POLARIS 14 (SPEEDCONTROL)**

<b>Working width</b>	<b>18 – 44 m</b>		
<b>Max. tank volume</b>	1,900 l	2,500 l	3,000 l
<b>Overall width</b>	2.70 m		2.98 m
<b>Filling dimensions</b>	1.17 × 2.31 m		1.17 × 2.81 m
<b>Filling height</b>	1.23 m	1.41 m	1.52 m
<b>Weight (approx.)</b>	540 kg	570 kg	585 kg
<b>Load capacity</b>	3,000 kg		

TECHNICAL SPECIFICATIONS **POLARIS 16 (SPEEDCONTROL)**

<b>Working width</b>	<b>24 – 50 m</b>		
<b>Max. tank volume</b>	2,400 l	3,200 l	4,000 l
<b>Overall width</b>	2.98 m		
<b>Filling dimensions</b>	1.32 × 2.81 m		
<b>Filling height</b>	1.26 m	1.44 m	1.62 m
<b>Weight (approx.)</b>	670 kg	705 kg	730 kg
<b>Load capacity</b>	4,000 kg		

# iQblue

## THE DIGITAL WORLD OF LEMKEN

**iQblue's** digital solutions make your field work more efficient and speed up your office work. This leaves you more time for everything you really enjoy!

The LEMKEN **iQblue** world offers you smart products that network machines and data efficiently.



### **Assistance and control systems**

Smart solutions for effortless work and precise results.



### **Terminals**

The hardware for efficient machine control.



### **Joysticks**

Convenient operation for increased comfort.



### **LEMKEN apps**

Mobile applications that make your life easier.

**MORE TIME** FOR FARMING AND THE REALLY IMPORTANT THINGS IN LIFE!







# FERTITEST – SPREADING TABLES ARE PASSÉ

Correct adjustment is an essential prerequisite for fertilisation that is precisely aligned with needs. By using the right configuration, you ensure that you use fertiliser with maximum efficiency to achieve the intended fertilisation outcomes. It is important to keep in mind that each type of fertiliser requires different, specific settings.

The LEMKEN **FERTITEST** app was developed to enable you to determine the correct settings as easily as possible. This free app delivers the correct settings for your fertiliser spreader quickly and easily right to your fingertips.

We suggest that you perform a calibration test and check the working width to ensure maximum precision. You can then simply transfer the resulting values to your fertiliser spreader. In the models of the 8 series, this is done manually on the spreader, while in models with **ISOBUS** control (12, 14 and 16), you enter the calculated settings via the terminal. Results can also be exported and transferred via a USB stick or memory card to make it even easier to transfer values to an **ISOBUS** terminal.

Simply forget about scrutinising spreading tables for hours. LEMKEN **FERTITEST** makes life easy – whether with a computer or a mobile end device.

[fertitest.lemken.com](http://fertitest.lemken.com)

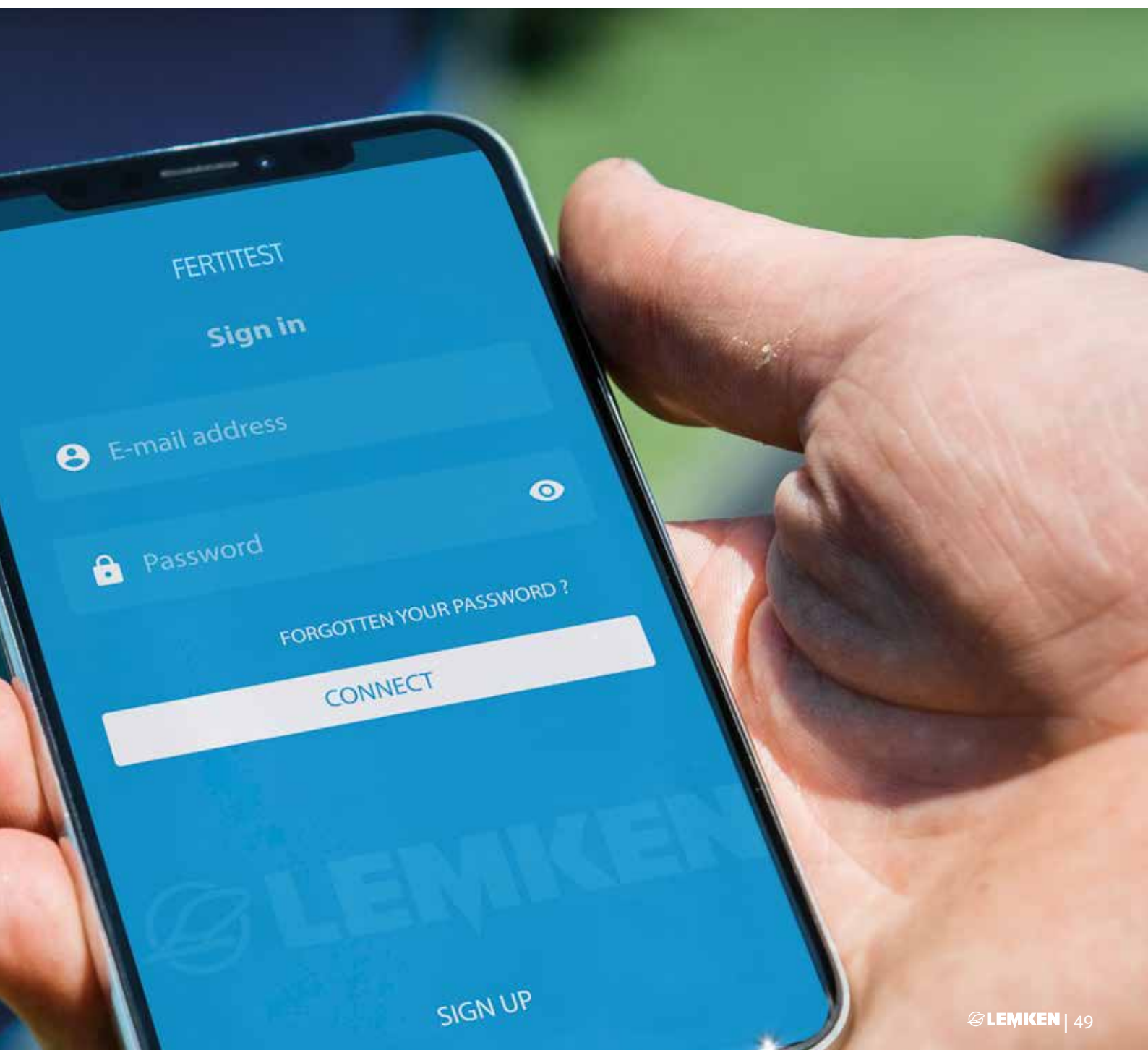
The LEMKEN **FERTITEST** app is available from:





## Only four steps to determine the right values:

1. Select the material to be spread: artificial fertiliser, natural fertiliser, slug pellets or seeds
2. Select the exact variety of the chosen material
3. Select the fertiliser spreader model and spreader vane type, working width, forward speed and application rate
4. Receive your recommended settings





# EASE OF OPERATION

## Full control with your CCI terminal

Smart farming needs smart software. Our **CCI-1200 ISOBUS** and **CCI-800 ISOBUS** terminals help you get started with Agriculture 4.0 as easily as possible and make it indispensable for the future.

Both terminals comprise LEMKEN's smart assistance system. The software identifies errors and suggests appropriate solutions. This really saves time!

Whether in portrait or landscape mode, as a split screen with a large maxiview display, with two large windows or four miniview windows – the **CCI-1200** offers farmers a wide range of options. The two universal terminals allow two **ISOBUS** machines to be operated simultaneously or both the machine and camera monitoring to be controlled at the same time.







The **CCI-800 ISOBUS** terminal offers the same level of functionalities as the **CCI-1200** terminal, but in a more compact size.



The **CCI-1200 ISOBUS** terminal: Superior technology, delivered via a sophisticated 12.1" widescreen display with multi-touch operation at smartphone level. The terminal layout is flexible, allowing it to be used in both landscape and portrait mode to ensure that your **CCI-1200** always shows all the information you need at a glance. The display can additionally be split to show several applications at the same time. Implement controls can, for example, be displayed together with a map for GPS-based width section control.

# ECONOV

## AUTOMATIC WIDTH SECTION CONTROL

The GPS-based **ECONOV** section control system not only takes a lot of strain off operators, but also protects the environment and helps you save operating costs. **ECONOV** switches the 12 crescent-shaped width sections on and off fully automatically at the headland or in wedge-shaped field sections as soon as there is any risk of unwanted

overlaps or application gaps. **ECONOV** thus ensures that there is neither over-fertilisation nor under-fertilisation in any field sections. This also minimises the risk of lodging in the crops, and the more efficient use of materials supports savings of at least 6%.



### HIGHLIGHTS:

- Fully automatic system for reduced operator loads
- Minimum of 6% fertiliser savings
- Even fertiliser distribution
- Width section-specific fertilisation



## PRECISE DISTRIBUTION ACROSS 12 SECTIONS

Individual width sections can be switched on or off both from the outside towards the centre, and from the centre towards the outside. This technology ensures supremely effective application.

1 **ECONOV** with **ISOBUS** switches 12 width sections independently of the working width (here with full spreading width and 12 open width sections).

2 As the working width gets smaller, e.g. during the last pass, width sections are automatically closed in keeping with the width that still needs to be spread (here: 3 closed width sections on the right-hand side).

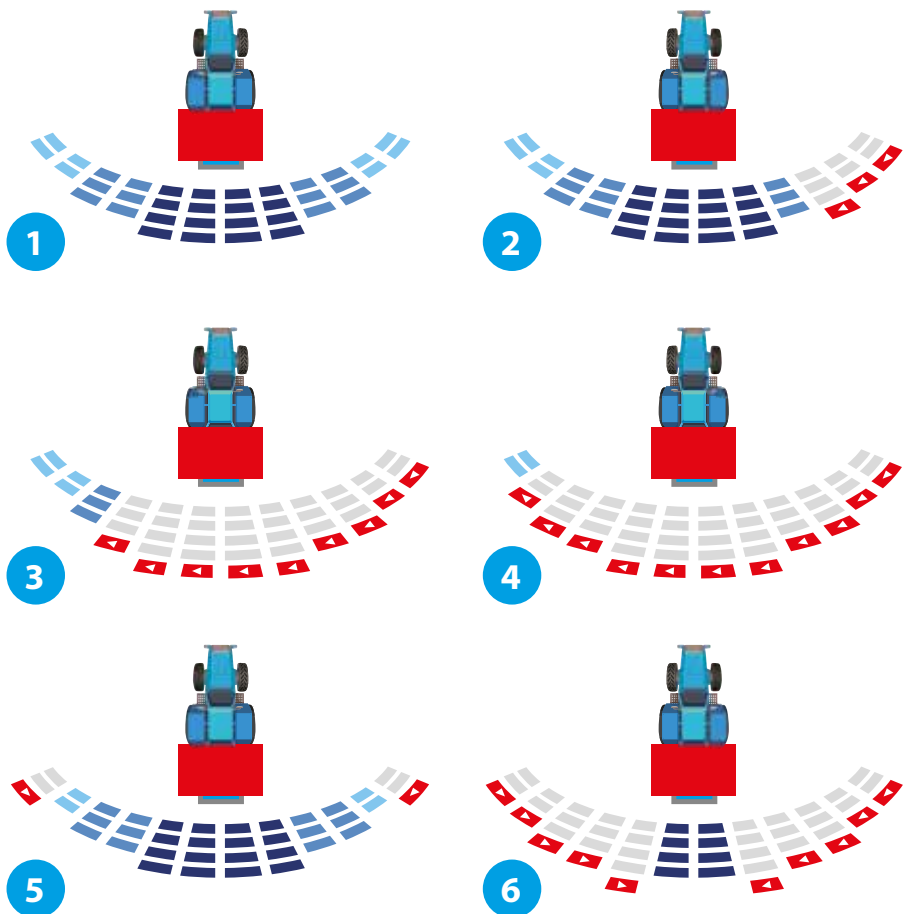
3 The width sections on the right-hand side are closed, and those on the left-hand side are gradually closed from the centre towards the outside.

4 Towards the end of spreading work in wedge-shaped fields, only one width section on the very outside remains open.

5 When the machine reaches a straight headland, the width sections are gradually closed from the outside towards the centre to reflect the actual, crescent-shaped spreading pattern.

6 On straight headlands, only the two width sections in the centre remain open before all sections are closed. This ensures maximum precision when spreading in a crescent pattern.

**From the outside towards the centre, and from the centre towards outside!**



Find out more about  
**ECONOV**


# PRECISION FARMING WITH ECONOV

Precise.  
More precise.  
**ECONOV.**

With the innovative **ECONOV**, precision farming becomes reality.

The application rate can be adjusted independently on both sides, as the left and right gates are operated separately. Combined with a DGPS signal and an **ISOBUS** TaskController GEO, application maps can be implemented with outstanding precision. Different application rates can be implemented for the right and left of the spreader. That's truly needs-based fertilisation.

**Compatible with numerous map systems!**  
Ask your local specialist dealer about this.





# SPEEDCONTROL

## AUTOMATIC SPREAD PATTERN CONTROL

Time is money, and that also applies to work in the field. That's why tractor transmissions allow for increasingly easy working speed adjustments. For optimal work results, our Polaris now also follows this development with the new **SpeedControl** function.

Changing forward speeds directly influence the spread pattern on the ground, resulting in variations in the

quality of fertiliser distribution across the field. This patented **SpeedControl** function ensures that the spread pattern is adjusted depending on the tractor's forward speed so that optimum fertiliser distribution is ensured at all times.

In the models **Polaris 14 SpeedControl** and **Polaris 16 SpeedControl**, **SpeedControl** is integrated into the patented

**ECONOV** technology to support fertiliser savings of up to 15%. This not only saves operating costs, but also protects the environment and ensures better nitrogen uptake by crop plants.



# MODEL COMPARISON

	Model	Max. spreading range in m	Max. tank size in l	ISOBUS	Weighing unit
	SPICA 8	18 / 24	900 / 2,100	not available	not available
	TAURI 8	36	3,000	not available	not available
	TAURI 12	36	3,000	standard	standard
	POLARIS 14	44	3,000	standard	standard
	POLARIS 14 SpeedControl	44	3,000	standard	standard
	POLARIS 16 SpeedControl	50	4,000	standard	standard



Working width adjustment	Rate adjustment	Section Control	Border spreading	Precision farming with application maps
manual	manual	–	optionally ECOBORD or TRIBORD 2D	–
manual	manual	–	optionally ECOBORD or TRIBORD 2D	–
manual	automatic, speed-dependent	6 width sections by regulating the application rate	optionally ECOBORD or TRIBORD 2D	yes, 2 measuring points
manual	automatic, speed-dependent	ECONOV 12 width sections	TRIBORD 3D	yes, 2 measuring points
via terminal	automatic, speed-dependent	ECONOV 12 width sections with SpeedControl	TRIBORD 3D	yes, 2 measuring points
via terminal	automatic, speed-dependent	ECONOV 12 width sections with SpeedControl	TRIBORD 3D	yes, 2 measuring points

# WE'RE HERE FOR YOU

## PROVIDING A PROFESSIONAL **ALL-ROUND SERVICE**

Performance on demand. All around the globe. That's our **LEMKEN** Service. The LEMKEN team provides professional advice as well as a speedy supply of machinery and parts via 18 convenient branches and external warehouses in Germany, our own sales companies and importers in over 50 countries, and of course a great many highly qualified sales advisers and service technicians at specialist agricultural machinery dealers.







## SUPPLYING HIGH-QUALITY ORIGINAL WEAR PARTS

Our LEMKEN original wear parts enable your **LEMKEN** implement to stay as it is: an original. Whichever machine you need a spare part for, we ensure that the original parts are always available for all **LEMKEN** implements. Not just in the short term, but for many years.



## DELIVERING SPARE PARTS SPEEDILY

The right parts at the right time in the right place — this is how a reliable replacement parts service should operate. Our professional logistics handling service ensures we can supply a wide range of replacement parts quickly, whenever and wherever they are needed.





LEMKEN 09/23, 17513850/en. All data, dimensions and weights are subject to ongoing further technical development and are therefore not binding. Weights given are always based on standard features. All information given is subject to change without notice.

**LEMKEN GmbH & Co. KG**  
 Weseler Straße 5  
 46519 Alpen, Germany  
 Tel. +49 2802 81-0  
 Fax +49 2802 81-220  
 info@lemken.com  
 www.lemken.com

**FIND OUT MORE  
 ABOUT OUR PRIVACY  
 REGULATIONS  
 WHEN HANDING OVER  
 MACHINES HERE**



Your specialist LEMKEN dealer:

A large, light-colored rectangular area intended for a user to write the name of their specialist LEMKEN dealer.